

HOW TO SURVIVE A SUMMER

# HURRICANE

AND BE THERE TO BRAG ABOUT IT!

*in your  
garden*







WE ARE TWO ENERGETIC

# florida master gardeners

*and we have survived more howling  
winds than we care to  
admit!*

we have planted a lot of  
gardens in very different  
climates. We plant with  
hopes for perfect weather  
days outdoors.

But we try to prepare for  
the worst that nature can  
deliver starting with the  
first shovel full of dirt.

It is the first planting  
decisions we all make that  
we will live with when the  
winds blow. And nothing is  
more important than  
*tree planting decisions*



# THREE WAYS

TO PROTECT YOUR YARD AND GARDEN



**1.**

## LONG BEFORE THE STORMS COME

Important steps to take especially for trees



**2.**

## BEFORE A BIG STORM

What you need to do in the days before the storm arrives



**3.**

## AFTER THE STORM

the safe way to clean up after the big blow



# LONG BEFORE THE STORMS COME

## planting trees & large shrubs

### 1. RIGHT TREE-RIGHT PLACE

Plant for maturity. Avoid buildings & power lines.

### 2. WIND RESISTANT SPECIES

Try native trees-know your yard's microclimates.

Slow growing, hardwood, low center of gravity. deep penetrating radial roots.

### 3. BUY HEALTHY TREES

Look for moist and fibrous roots, balled roots should be firm to the touch, reject potted trees with circled roots. Select healthy branch & trunk system, practice regular pruning.

### 4. PLANT TREES IN GROUPS

Groups improve wind resistance, the tree mass will protect your whole garden.

### 5. REGULAR PRUNING & MAINTENANCE

Keep regular schedule, support healthy growth, remove diseased or weak growth. Develop well spaced framework of branches.

### 6. TRIM JUDICIOUSLY

Evaluate each tree & shrub for damaged branches. Learn the needs of each species. (Palm fronds are potassium reservoirs. Do not remove green fronds.)



# DO THIS BEFORE THE BIG ONE

## Steps 1-4

*If you reasonably expect a hurricane is on the way take these steps. Don't miss them -they will make you safer!*



### CLEAN STORM DRAINS

Inspect catch basins before the storm. Use a rake to remove large items and plant material.

Clear gutters or add pavers under runoff areas-open rain barrels.



### IRRIGATION SYSTEMS

Turn off to prevent root saturation- with heavy rains, a major cause of uprooted trees. Wait for soil to dry before turning system back on.



### TREES AND PALMS

Remove dead branches, fronds and fruit. Keep plants trimmed before the storms are named.



### LAWNS AND FERTILIZER

Mow lawns before storm is expected, you may not mow again until the environment is dry. Remove yard waste early. Do not fertilize before expected rain. to avoid contaminating stormwater.



### POTENTIAL PROJECTILES


These can surprise you. Remove flags, furniture, wall art, planters, bird feeders and houses- other items.

Take a last walk around your property.




# MORE TO DO BEFORE THE STORM

## Steps 5-7



### LARGE POTTED PLANTS AND TREES

If possible , lay these flat for the storm duration-if moveable put in sheltered locations. This is a great reason to own a hand cart.



### HANGING PLANTS AND ORCHIDS IN TREES

Remove any hanging planters, they are perfect projectiles. If your climate allows you to grow orchids in trees -they are remarkably resilient. We have successfully left them through many Florida hurricanes.



### LEARN YOUR COMMUNITY CLEANUP SERVICES

Prior to storm season, make sure to know your local days of service and rules for putting out yard waste. Your municipality will be dealing with disruption but will also have special services too. Don't miss them.






# AFTER THE STORM


## When it's Safe to Go Out

*First-make sure it is safe to go out*



### FOLLOW LOCAL SAFETY WARNINGS


Ensure there are no fallen power lines, avoid storm water, wear insect repellent.



### TOPPLED TREES AND SHRUBS

For smaller trees, pull these upright as soon as possible and cover the roots with soil. After hurricane Irma our large community lost trees that crews could not get to fast enough.


For larger trees or extensive damage use an ISA certified arborist.



### BASIC TASKS


Clean the storm drains, remove any hazards. If the ground is saturated, remove the mulch to let soil dry.

Cleaning up is important, creatures of all kinds are seeking higher ground near the house.



### PUT BACK YOUR FAVORITE GARDEN BENCH

And beverage-you earned it!





# BACK IN THE GARDEN

AS CICERO  
SAID...

"IF YOU HAVE A  
GARDEN AND A  
LIBRARY-YOU  
HAVE  
EVERYTHING  
YOU NEED"

RootsandMaps.com

*Gardens and Travel*